

NC STATE

Academic and
Student Affairs

Faculty Senate Report

Spring 2022

Katie Graham

Assistant Dean and Associate Athletic Director
Academic Support Program for Student-Athletes
Division of Academic and Student Affairs

Overview

- ▶ Student-Athlete Academic Performance
- ▶ Student-Athlete Enrollment
- ▶ NCAA Graduation Success Rate




10%

STUDENT-ATHLETES EARNED A
4.0 TERM GPA.

19 OF 23

PROGRAMS WITH A FALL GPA
OF 3.0 OR HIGHER



**STRENGTH
IN THE PACK**




39

STUDENTS WITH A CUMULATIVE GPA OF 4.0

3.20

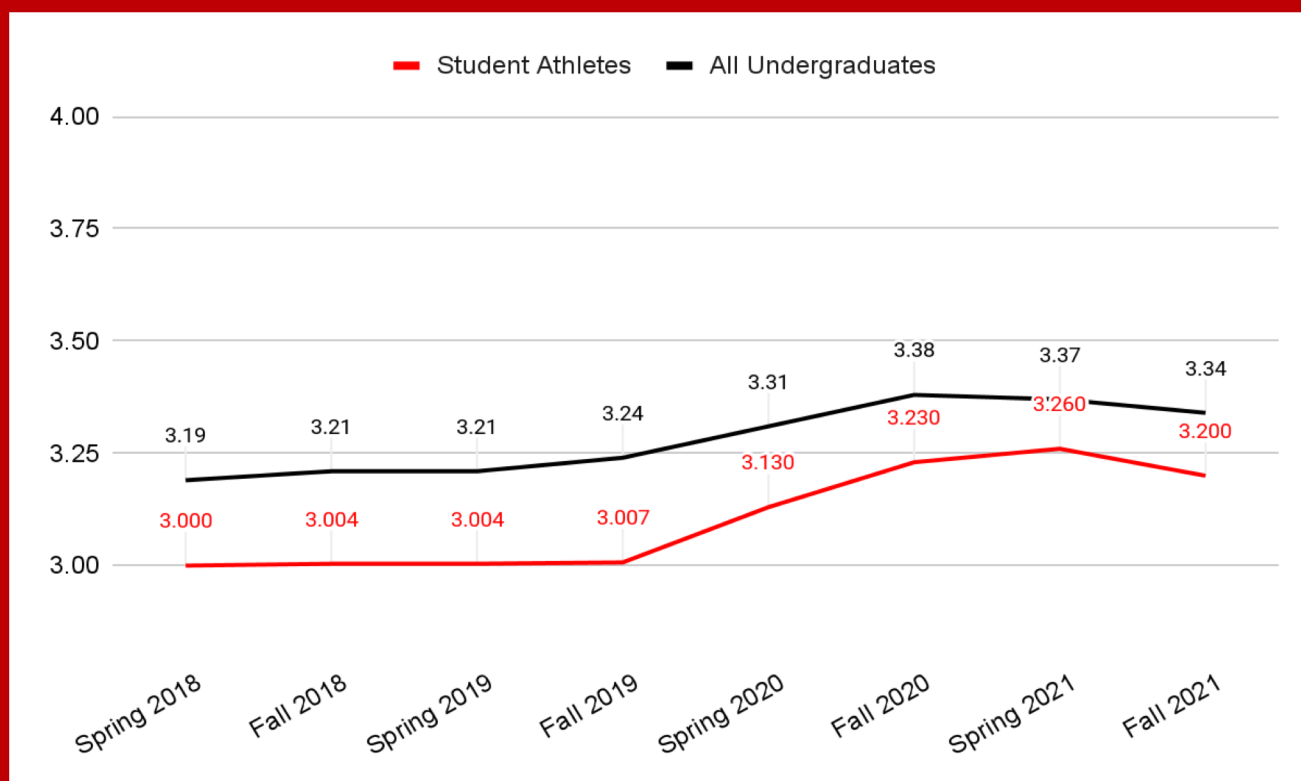
CURRENT CUMULATIVE DEPARTMENT GPA



**STRENGTH
IN THE PACK**



Average Cumulative GPA



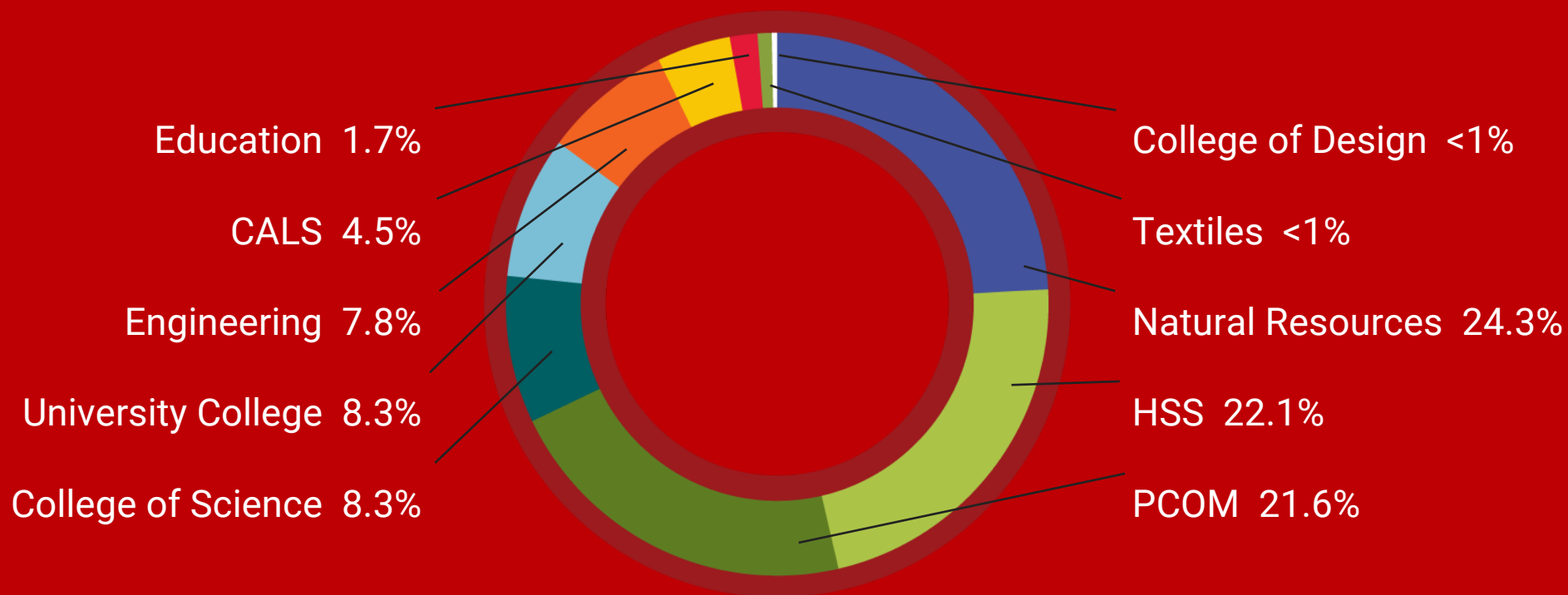
Student-Athletes Majors and Progress

NC STATE

Academic and
Student Affairs



Student-Athlete Enrollment by College



Top 10 Undergraduate Majors

1.	Sport Management	6.	Accounting
2.	Business Administration	7.	Nutrition Sciences
3.	Communication	7.	Industrial Engineering
4.	Biological Science	9.	Mechanical Engineering
5.	Psychology	9.	Criminology
		9.	Sociology

Undergraduate Top Majors

1. Business Administration
2. Mechanical Engineering
3. Biological Sciences
4. Computer Science
5. Psychology
6. Animal Science
7. Communication
8. Electrical Engineering
9. Accounting
10. Chemical Engineering

Student-Athlete Top Majors

1. Sport Management
2. Business Administration
3. Communication
4. Biological Science
5. Psychology
6. Accounting
7. Nutrition Sciences
7. Industrial Engineering
9. Mechanical Engineering
9. Criminology
9. Sociology

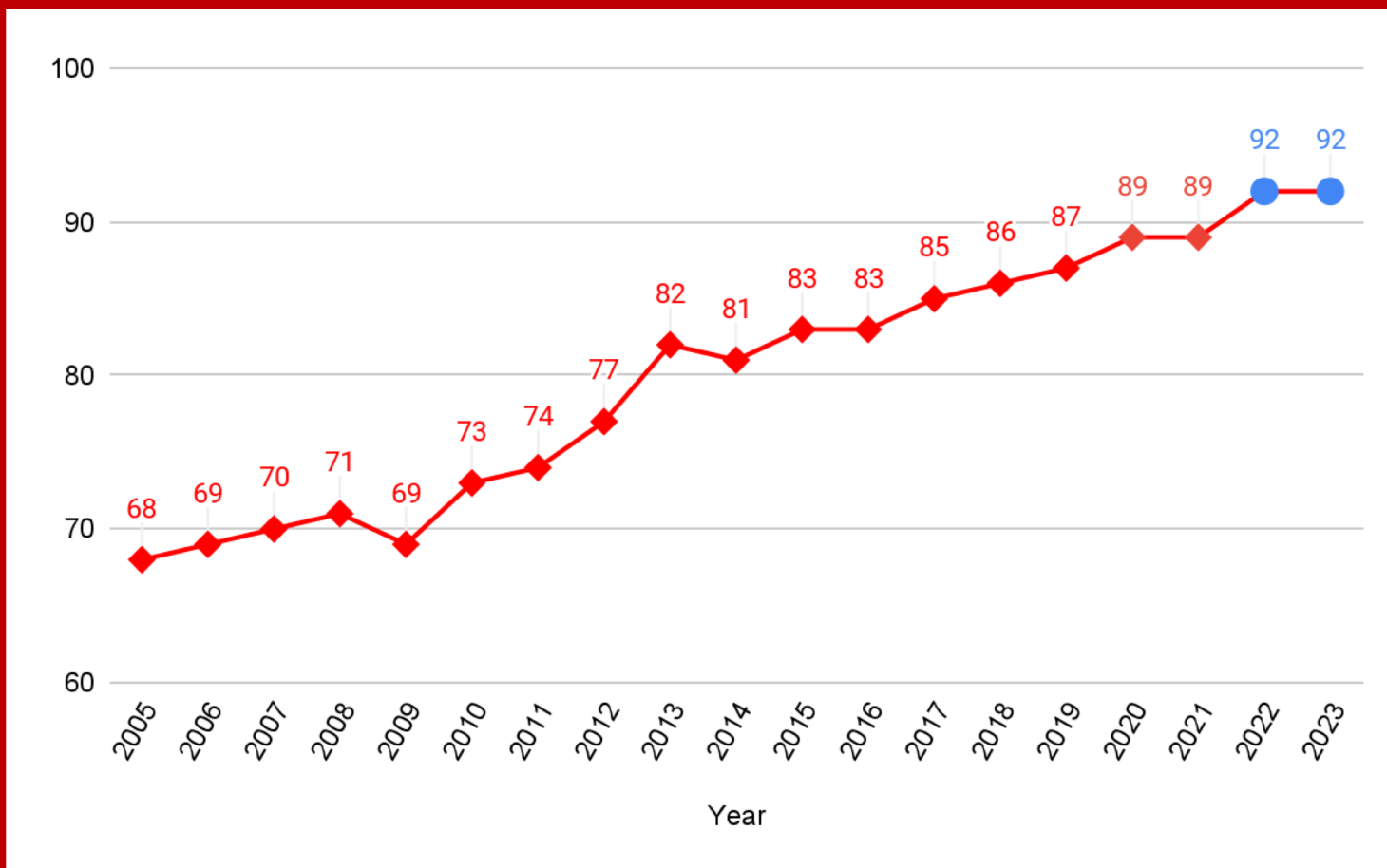
Graduate Programs

- ▶ Accounting
- ▶ Animal Science
- ▶ Applied Statistics and Data Management
- ▶ Chemical Engineering
- ▶ Communication
- ▶ Computer Engineering
- ▶ Forest Biomaterials
- ▶ Landscape Architecture
- ▶ Leadership and Volunteer Management
- ▶ Liberal Studies
- ▶ Master's of Teaching
- ▶ Materials Science and Engineering
- ▶ Nonprofit Management
- ▶ Parks, Recreation, and Tourism
- ▶ Physiology
- ▶ Pro Communication and Managerial Skills
- ▶ Sport Management
- ▶ Statistics

Graduation Success Rate

- ▶ Metric created by the NCAA to measure graduation progress of student-athletes
- ▶ Includes:
 - First-time, full-time freshmen
 - Students who enter midyear
 - Transfers into institution
- ▶ Excludes:
 - Students who leave institution in good standing prior to graduation with athletics eligibility remaining





Graduation Success Rate 2011 - 2014

NC State

89%

National Average

90%

Graduation Success Rate 2011 - 2014

Men's Sports			Women's Sports		
	NC State	National Average		NC State	National Average
Baseball	100	86	Basketball	90	92
Basketball	56	84	CC/Track	100	91
CC/Track	92	84	Golf	100	96
Football	74	81	Gymnastics	100	97
Golf	89	91	Soccer	100	95
Soccer	94	87	Softball	100	93
Swimming	95	91	Swimming	93	96
Tennis	100	93	Tennis	100	96
Wrestling	88	82	Volleyball	77	94
			Mixed Rifle	100	90

Questions?

Thank you.

NC STATE

Academic and
Student Affairs

