

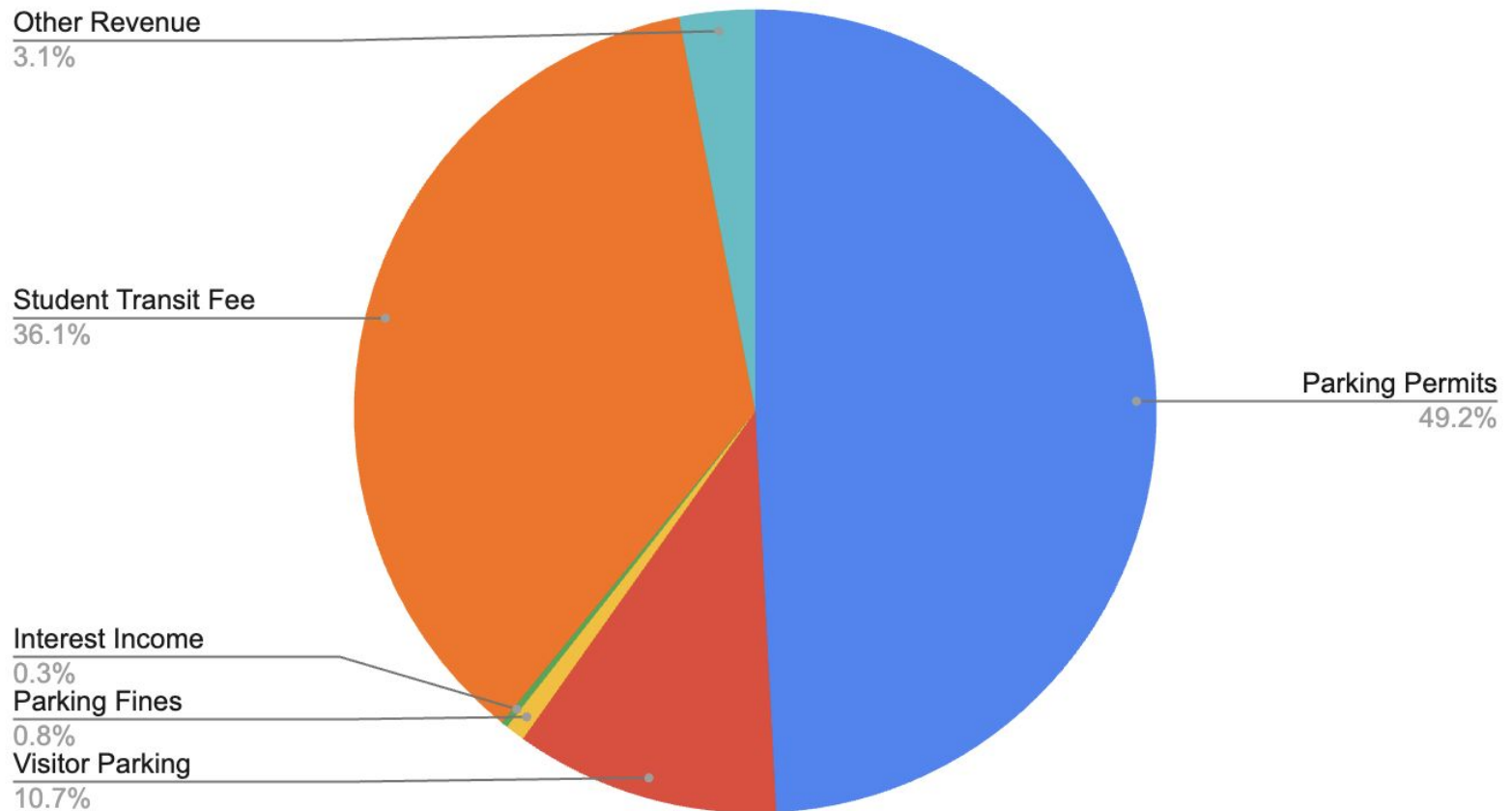
Proposed Parking Fee Increases for FY24-25 and FY25-26

BACKGROUND

- Transportation is fully receipt-supported department
 - No funds from the University or State
 - Two main revenue sources: parking fees and Student Transit Fee
- Parking fees established in the Parking and Transportation Ordinances, approved by the Board of Trustees (PRR, POL 07.60.01)
- Have not increased parking permit fees in four years

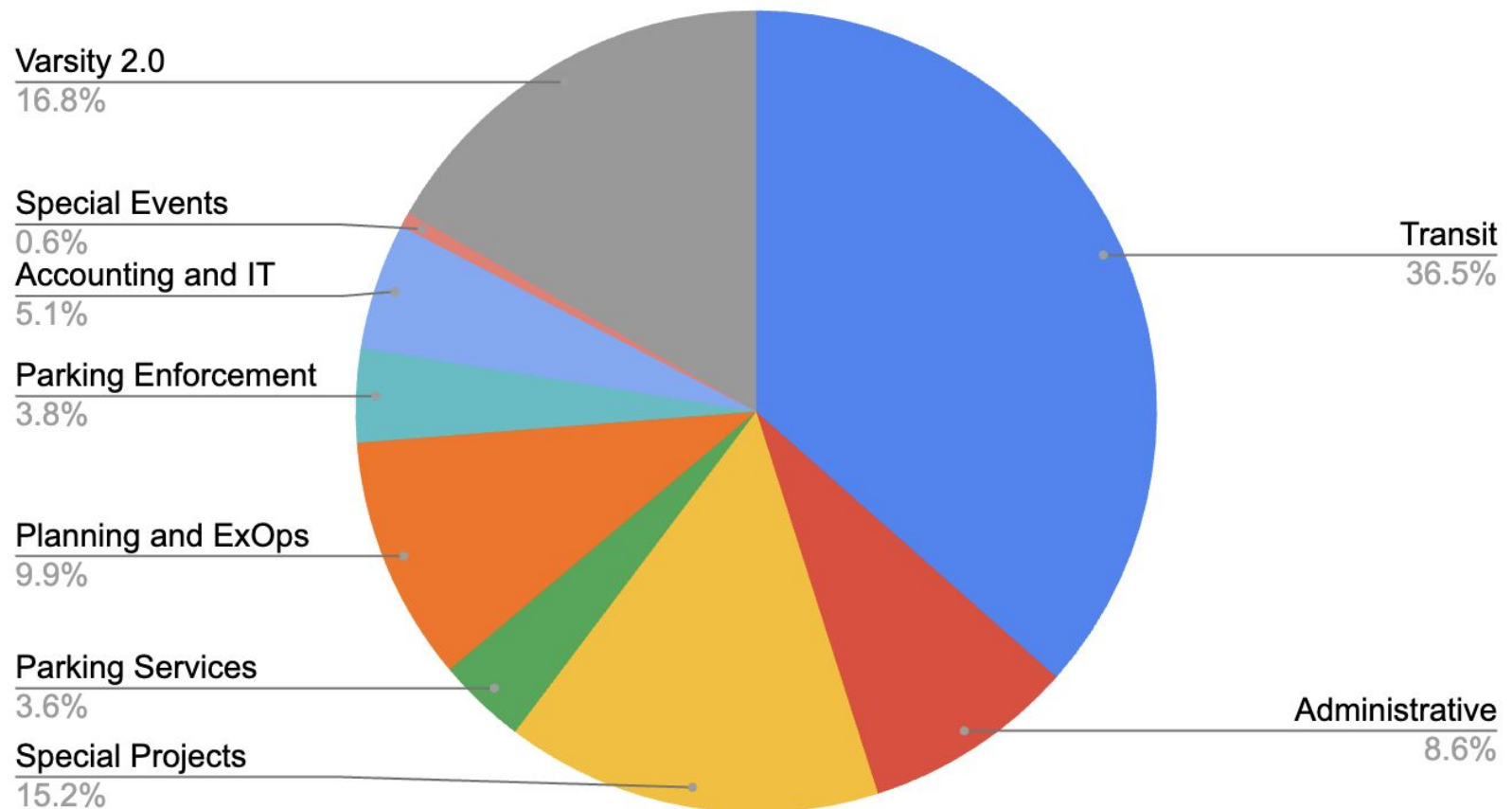
TRANSPORTATION BUDGET

Budgeted Revenues - \$18.8 MM



TRANSPORTATION BUDGET

Budgeted Expense - \$20.5 MM



WHAT ARE WE PROPOSING?

- 4.5% across-the-board increase for employees, students and departments
- For both FY24-25 and FY25-26

Annual Basis

Per Year	Current Pricing	FY 24-25	FY 25-26
B / U	\$528	\$552	\$576
C	\$387	\$405	\$423
CD Employee	\$480	\$501	\$522
Student Commuter	\$420	\$440	\$460
Student Resident	\$440	\$460	\$480

Monthly/Semester Basis

Per Month / Per Semester	Current Pricing	FY 24-25	FY 25-26
B / U	\$44.00	\$46.00	\$48.00
C	\$32.25	\$33.75	\$35.25
CD Employee	\$40.00	\$41.75	\$43.50
Student Commuter	\$210.00	\$220.00	\$230.00
Student Resident	\$220.00	\$230.00	\$240.00

Benchmarking UNC System Peers

	Average Student Residential	Average Student Commuter	Average Employee
Proposed North Carolina State	\$460	\$440	\$453
Current Appalachian State	\$540	\$540	\$420
Current UNC-Chapel Hill	\$541	\$541	\$638
Current UNC Charlotte	\$480	\$356	\$480
Current UNC Greensboro	\$425	\$425	\$425
Current East Carolina	\$370	\$370	\$428

WHY ARE WE REQUESTING AN INCREASE?

- Keeping up with inflation
- Rising costs of parking asset maintenance
 - Increased material costs for repairs and maintenance
 - Increased contract/labor costs
- Rising costs of doing business on campus (e.g. increased contract amounts for Housekeeping, Grounds, utilities)
- Planning for the future



New Varsity RS Lot



Wolf Village Sealcoating




Motor Pool Repaving -
Before



Motor Pool Repaving -
After



LED Lighting



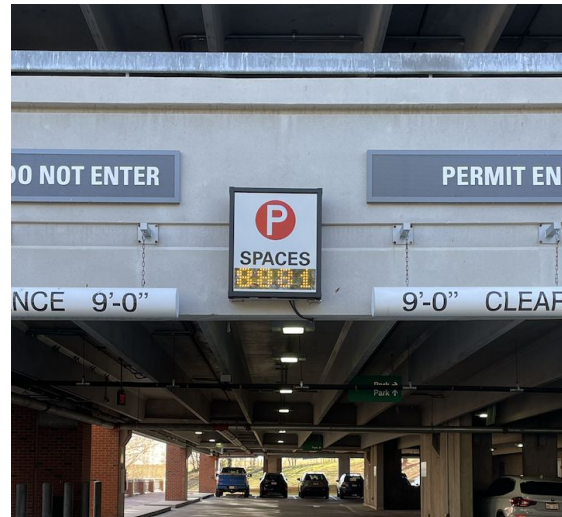
Coliseum Deck Pressure Washing - Before



Coliseum Deck Pressure Washing - After



Parking Deck Exterior
Signage Update



New Space Count
Technology



Free 30-Minute Parking
Near Talley

Questions?

Permit Counts

	FY1920 Pre-Covid Counts	FY20-21	FY21-22	FY22-23	FY23-24
Dept and Other	2,971	2,409	2,421	2,520	2,559
Employee	7,260	4,965	6,208	6,361	6,603
Student Commuter	6,855	3,021	7,358	7,131	7,588
Student Resident	3,561	2,308	3,517	3,835	4,113
Total Student	10,416	5,329	10,874	10,965	11,701

		FY20-21 thru FY23-24		FY 24-25			FY 25-26		
Permit Type	Student Permits	Current Prices	Semester Price	Future Pricing	Semester Price	Semester Increase	Future Pricing	Semester Price	Semester Increase
AH	Accessible Handicap	\$420	\$210	\$440	\$220	\$10	\$460	\$230	\$10
CB	Centennial Biomedical	\$420	\$210	\$440	\$220	\$10	\$460	\$230	\$10
CC	Centennial Decks	\$420	\$210	\$440	\$220	\$10	\$460	\$230	\$10
CD	Coliseum Deck-Student	\$420	\$210	\$440	\$220	\$10	\$460	\$230	\$10
DD	Dan Allen Deck-Student	\$420	\$210	\$440	\$220	\$10	\$460	\$230	\$10
F	Fringe Student	\$370	\$185	\$385	\$193	\$8	\$400	\$200	\$8
LS	Off Peak Student	\$160	\$80	\$165	\$83	\$3	\$170	\$85	\$3
SL	Student Leader	\$420	\$210	\$440	\$220	\$10	\$460	\$230	\$10
V	Varsity Lot - Commuter	\$210	\$105	\$220	\$110	\$5	\$230	\$115	\$5
W	West Deck - Commuter	\$420	\$210	\$440	\$220	\$10	\$460	\$230	\$10
GV	Greek Village	\$440	\$220	\$460	\$230	\$10	\$480	\$240	\$10
RC	Cent. Campus-Resident	\$440	\$220	\$460	\$230	\$10	\$480	\$240	\$10
RD	Resident Director	\$480	\$240	\$500	\$250	\$10	\$520	\$260	\$10
RE	East Campus-Resident	\$440	\$220	\$460	\$230	\$10	\$480	\$240	\$10
RF	Resident -Avent Ferry	\$440	\$220	\$460	\$230	\$10	\$480	\$240	\$10
RH	Resident-ES King-West Manor	\$440	\$220	\$460	\$230	\$10	\$480	\$240	\$10
RS	Resident Storage - Student	\$440	\$220	\$460	\$230	\$10	\$480	\$240	\$10
RV	Resident-Wolf Village	\$440	\$220	\$460	\$230	\$10	\$480	\$240	\$10
RW	West Campus-Resident	\$440	\$220	\$460	\$230	\$10	\$480	\$240	\$10
S1	Summer 1	\$50		\$52		\$2	\$54		\$2
S2	Summer 2	\$50		\$52		\$2	\$54		\$2
S	Full Summer	\$75		\$78		\$3	\$81		\$3

		FY20-21 thru FY23-24		FY 24-25			FY 25-26		
Permit Type	Employee Permits	Current Prices	Monthly Price	Future Pricing	Monthly Price	Monthly Increase	Future Pricing	Monthly Price	Monthly Increase
A4	Reserved Lot	\$1,248	\$104.00	\$1,305	\$108.75	\$4.75	\$1,362	\$113.50	\$4.75
ASI	Assigned Space Individual	\$1,428	\$119.00	\$1,491	\$124.25	\$5.25	\$1,554	\$129.50	\$5.25
B	North Campus - Employee	\$528	\$44.00	\$552	\$46.00	\$2.00	\$576	\$48.00	\$2.00
C1	Primary Employee	\$387	\$32.25	\$405	\$33.75	\$1.50	\$423	\$35.25	\$1.50
C5	Annual C	\$387	\$32.25	\$405	\$33.75	\$1.50	\$423	\$35.25	\$1.50
CDE	Coliseum Deck-Employee	\$480	\$40.00	\$501	\$41.75	\$1.75	\$522	\$43.50	\$1.75
DDE	Dan Allen Deck - Employee	\$480	\$40.00	\$501	\$41.75	\$1.75	\$522	\$43.50	\$1.75
EV	Electric Vehicle	\$120	\$10.00	\$126	\$10.50	\$0.50	\$132	\$11.00	\$0.50
LE	Off Peak Employee	\$160	\$13.33	\$168	\$14.00	\$0.67	\$176	\$14.67	\$0.67
RDE	Resident Director Employee	\$480	\$40.00	\$501	\$41.75	\$1.75	\$522	\$43.50	\$1.75
U	Universal Employee	\$528	\$44.00	\$552	\$46.00	\$2.00	\$576	\$48.00	\$2.00
VE	Varsity Employee	\$210	\$17.50	\$219	\$18.25	\$0.75	\$228	\$19.00	\$0.75
	Department/Other Permits								
ASD	Assigned Dept Space	\$2,040	\$170.00	\$2,136	\$178.00	\$8.00	\$2,232	\$186.00	\$8.00
C4	Corporatate Employee	\$540	\$45.00	\$648	\$54.00	\$9.00	\$720	\$60.00	\$6.00
LZ	Loading Zone	\$45	\$3.75	\$47	\$3.92	\$0.17	\$49	\$4.08	\$0.17
M	Motorcycle	\$50	\$4.17	\$52	\$4.33	\$0.17	\$54	\$4.50	\$0.17
R	Retired	\$100	\$8.33	\$105	\$8.75	\$0.42	\$110	\$9.17	\$0.42
SP	Service Provide (off campus)	\$768	\$64.00	\$804	\$67.00	\$3.00	\$840	\$70.00	\$3.00
SV	Service Vehicle	\$560	\$46.67	\$586	\$48.83	\$2.17	\$612	\$51.00	\$2.17
T	Trustee	\$65	\$5.42	\$68	\$5.67	\$0.25	\$71	\$5.92	\$0.25
UD	Universal Department	\$528	\$44.00	\$552	\$46.00	\$2.00	\$576	\$48.00	\$2.00
UV	University Vehicle	\$528	\$44.00	\$552	\$46.00	\$2.00	\$576	\$48.00	\$2.00